



**2020 ECLIPSE CROSS SEL 1.5T 2WD
4-DOOR SUV
ALLOY SILVER METALLIC / BLACK**

1.5L DIRECT-INJECTION TURBO ENGINE
CONTINUOUSLY VARIABLE TRANSMISSION
50-STATE EMISSIONS STANDARD

Mechanical Features

- 1.5L MIVEC DOHC 4-cylinder Direct-Injection Turbocharged
- Electric power steering
- Front MacPherson strut suspension with stabilizer bar
- Rear Multi-link suspension with stabilizer bar
- Continuously Variable Transmission (CVT) with 8-step Sport Mode
- Front-Wheel Drive (FWD)
- Active Yaw Control (AYC)
- Paddle shifters

Exterior Features

- LED low and high beam headlights
- Fog lights
- LED daytime running lights
- Automatic headlights
- LED tail lights
- LED high-mount stop light
- Chrome grille accents
- Gloss black front bumper center
- Silver front bumper lower garnish
- Silver rear bumper lower garnish
- Chrome side-window molding
- Wheel arch moldings
- Door garnish with silver accent
- Body-colored side mirrors with turn indicators
- Power folding side mirrors
- Heated power side mirrors
- Front variable intermittent wipers
- Front rain-sensing wipers
- Rear intermittent wiper
- Rear window defroster with timer
- Rear privacy glass
- Roof spoiler
- Shark fin antenna
- SEL badge
- 18-inch two-tone alloy wheels
- 225/55R18 all-season tires
- Temporary spare tire

Interior Features

- High-contrast meters
- Color multi-information display
- Black headliner and pillars
- Dual sunvisor vanity mirrors with illumination
- Sunvisors with extension function
- Front map lights
- Cargo light
- Chrome inner door handles
- 8-way power adjustable driver seat
- 4-way adjustable passenger seat
- Heated front seats
- Leather appointed seating surfaces
- 60:40 rear seat folding function with slide and recline adjustments
- Driver seatback pocket
- Passenger seatback pocket
- Tilt and telescopic steering wheel

Interior Features (cont'd)

- Leather-wrapped steering wheel
- Leather-wrapped shift knob

Convenience Features

- 7.0" Smartphone-link Display Audio (SDA) with Touchpad Controller
- Apple CarPlay® and Android™ Auto
- SiriusXM® with 3-month All Access trial
- Mitsubishi Connect with Safeguard and Remote services and 24-month trial (mobile app enrollment required)
- HD Radio®
- 6 speakers
- Bluetooth® wireless technology
- Steering wheel audio and phone controls
- Steering wheel voice recognition control
- Front USB ports
- Multi-view camera system
- Head-Up Display (HUD)
- ECO indicator
- ECO mode switch
- Cruise control
- Dual-zone automatic climate control
- Micron air filtration
- Rear heater floor ducts
- Remote keyless entry
- FAST-Key entry system
- Push button start
- Power windows with driver auto up/down
- 12V power outlets
- Floor console box sunglass holder
- Floor console cupholders with illumination
- Front door storage pockets
- Rear seat center armrest with cupholders

Safety & Security

- Anti-lock Braking System (ABS) with Electronic Brakeforce Distribution (EBD) and brake assist
- Electronic parking brake with auto hold
- Active Stability Control (ASC)
- Hill Start Assist (HSA)
- Tire Pressure Monitoring System (TPMS)
- Blind Spot Warning (BSW) with Lane Change Assist (LCA) and Rear Cross Traffic Alert (RCTA)
- Automatic High Beam (AHB)
- Forward Collision Mitigation (FCM) with Pedestrian Detection
- Lane Departure Warning (LDW)
- Advanced dual-stage front airbags
- Driver knee airbag
- Front seat-mounted side airbags
- Side curtain airbags
- LATCH (Lower Anchors and Tethers for Children)
- Child safety rear door locks
- Anti-theft alarm system
- Anti-theft engine immobilizer
- RISE body construction

Additional Equipment

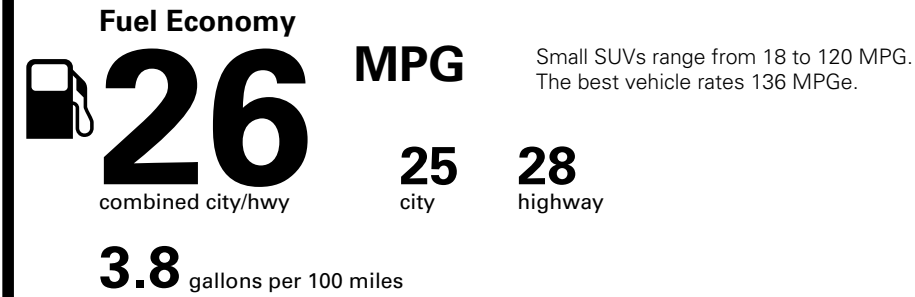
- | | |
|--|-------------------|
| Full Tank of Gas | INCLUDED |
| Mitsubishi Connect Subscriptions | INCLUDED |
| <ul style="list-style-type: none"> 24-month trial from the date of vehicle delivery (mobile app enrollment required) Safeguard services Remote services | |
| Touring Package | \$2,100.00 |
| <ul style="list-style-type: none"> Power panoramic sunroof Rockford Fosgate® premium sound system Forward Collision Mitigation with High Speed Braking capability (FCM-HSB) with Pedestrian Detection Adaptive Cruise Control Heated steering wheel Heated rear seats Auto-dimming rearview mirror with Homelink® Roof rails | |
| Accy Rear Park Assist Sensors | \$510.00 |
| Accy Tonneau Cover | \$190.00 |
| Accy Hood Badge | \$100.00 |
| Accy Carpeted Floor Mats and Portfolio | \$145.00 |

MSRP*: **\$26,995.00**
Total Additional Equipment: \$3,045.00
 Subtotal: **\$30,040.00**
 Destination/Handling: **\$1,095.00**
Total MSRP*: \$31,135.00
*MSRP (Manufacturer's Suggested Retail Price)

Visit us at www.mitsubishicars.com

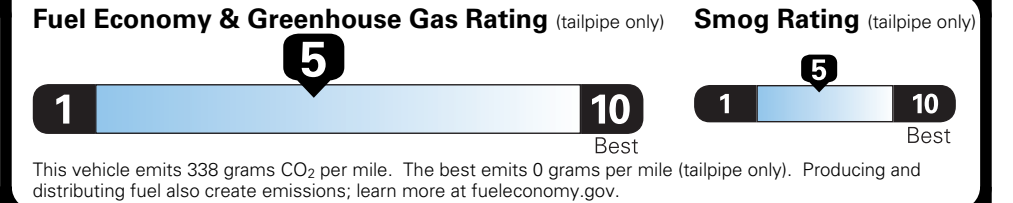
EPA DOT Fuel Economy and Environment

Gasoline Vehicle



You spend \$250 more in fuel costs over 5 years compared to the average new vehicle.


Annual fuel cost \$1,550



Actual results will vary for many reasons, including driving conditions and how you drive and maintain your vehicle. The average new vehicle gets 27 MPG and costs \$7,500 to fuel over 5 years. Cost estimates are based on 15,000 miles per year at \$2.70 per gallon. MPGe is miles per gasoline gallon equivalent. Vehicle emissions are a significant cause of climate change and smog.

fuelconomy.gov

Calculate personalized estimates and compare vehicles



10-year 100,000-mile LIMITED POWERTRAIN WARRANTY

10 YEAR /100,000 MILE POWERTRAIN
7 YEAR /100,000 MILE ANTI-CORROSION/PERFORATION
5 YEAR /60,000 MILE BUMPER-TO-BUMPER
5 YEAR /UNLIMITED MILE ROADSIDE ASSISTANCE

*See participating Retailer for Limited Warranty and Roadside Assistance terms and conditions.

Parts Content Information

For vehicles in this carline:
 U.S./Canadian Major Sources of Parts Content: Foreign Parts Content:
1% **JAPAN 91%**

For this vehicle:
 Final Assembly Point: **OKAZAKI, JAPAN**
 Country of Origin: **JAPAN**
 Engine: **JAPAN**
 Transmission: **JAPAN**

Note: Parts content does not include final assembly, distribution, or other non-parts costs.

GOVERNMENT 5-STAR SAFETY RATINGS

This vehicle has not been rated by the government for overall vehicle score, frontal crash, side crash, or rollover risk.

Source: National Highway Traffic Safety Administration (NHTSA).
www.safercar.gov or 1-888-327-4236



Cumulative Accessory Weight is 11.7 lbs Method of Transport: TRUCK **VIN : JA4AS5AA5LZ002632**
 Plant/Port of Entry: JACKSONVILLE,FL **Route Code : THT**

Gasoline, license and title fees, applicable federal, state and local taxes and dealer and distributor installed options and accessories are not included in the manufacturer's suggested retail price. This label has been applied to this vehicle pursuant to federal law and cannot be moved or altered prior to delivery to the ultimate purchaser.

Cumulative Accessory Weight is 11.7 lbs